



RAMA DEVI WOMEN'S UNIVERSITY

Vidya Vihar, Bhubaneswar-751022, Odisha

Website: <https://rdwu.ac.in>

E-mail: registrar@rdwu.ac.in

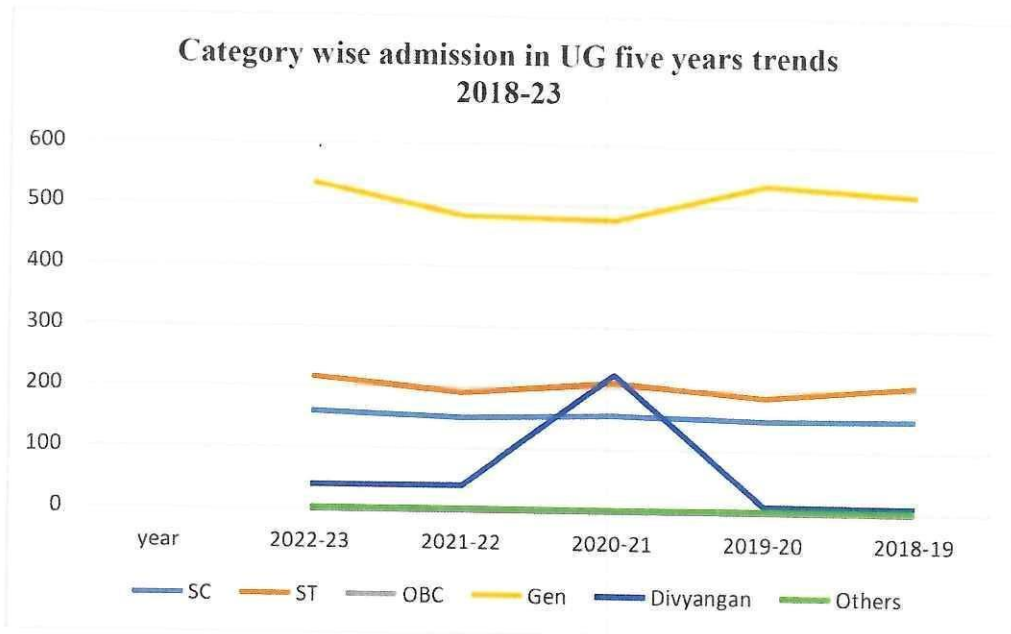


Figure 1: Academic Session Wise Category of Student Admission in UG Programme of Rama Devi Women's University for the Five Years 2018-23

Table 1: Academic Session Wise Category of Student Admission in UG Programme of Rama Devi Women's University 2018-23

Sl. No.	Programme Name	Number of seats earmarked for reserved category as per GOI or State Government rule						Number of Students admitted from the reserved category					
		SC	ST	OBC	Gen	Divyangan	Others	SC	ST	OBC	Gen	Divyangan	Others
		F	F	F	F	F	F	F	F	F	F	F	
2022-23	Total	160	222	NA	554	53	3	159	216	NA	535	40	3
2021-22	Total	160	222	NA	554	53	3	150	191	NA	482	40	3
2020-21	Total	160	222	NA	554	53	3	156	209	NA	477	22	3
2019-20	Total	152	211	NA	527	51	3	149	187	NA	536	11	3
2018-19	Total	152	211	NA	527	51	4	151	207	NA	520	10	3
	Total five-year trend	784	1088	NA	2716	261	16	765	1010	NA	2450	123	15

Source: Admission data of Rama Devi Women's University from 2018- 2023 of CPGC office RDWU

Mukund
Director IQAC
 Rama Devi Women's University
 Bhubaneswar

Shapala
 Registrar
 RD Women's University
 Bhubaneswar

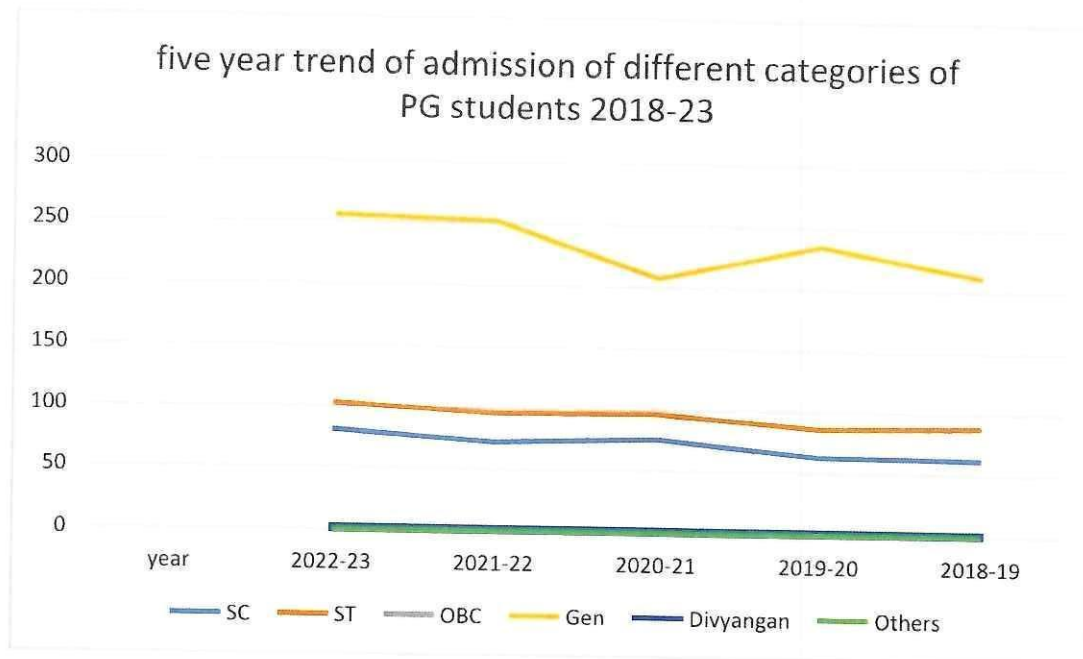


Figure 2: Academic Session Wise Category of Student Admission in PG Programme of Rama Devi Women's' University for the Five Years 2018-23

Table 2: Academic Session Wise Category of Student Admission in PG Programme of Rama Devi Women's' University 2018-23

Sl. No.	Total number admission	Number of seats earmarked for reserved category as per GOI or State Government rule						Number of Students admitted from the reserved category					
		SC	ST	OBC	Gen	Divyanggan	Others	SC	ST	OBC	Gen	Divyanggan	Others
		F	F	F	F	F	F	F	F	F	F	F	
2022-23	Total	97	134	NA	337	32	0	81	103	NA	256	3	0
2021-22	Total	84	116	NA	292	28	0	72	96	NA	252	1	0
2020-21	Total	76	105	NA	266	25	0	76	97	NA	208	0	0
2019-20	Total	71	98	NA	248	23	0	63	86	NA	235	0	0
2018-19	Total	67	93	NA	234	22	0	62	88	NA	211	0	0
	Total five-year trend	395	546	NA	1377	130	0	354	470	NA	1162	4	0

Source: Admission data of Rama Devi Women's University from 2018-2023 of CPGC office RDWU

SMohanty
Director IQAC
 Rama Devi Women's University
 Bhubaneswar

Shapaha
Registrar
 RD Women's University
 Bhubaneswar

Table 3: Year Wise Total Number of Students with Disability is Residing in Aseema Hostel

YEAR	TOTAL NUMBER OF STUDENTS RESIDING IN ASEEMA HOSTEL
2022-2023	60
2021-2022	20
2020-2021	44
2019-2020	26
2018-2019	9

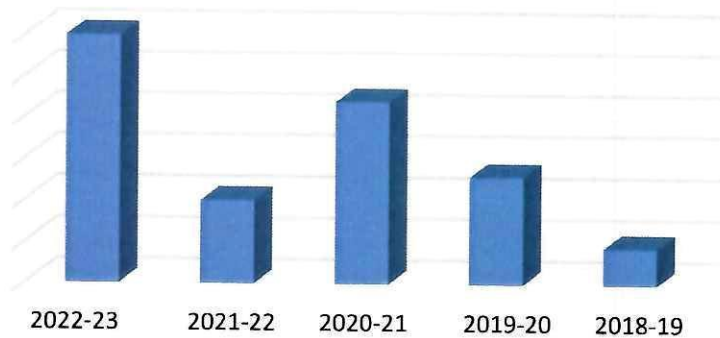


Fig 3: Year Wise Total Number of Student with Disability is Residing in Aseema Hostel). Source: student admission registers Aseema Hostel).

The year wise increasing number of students residing in Aseema hostel shows the demand for a new hostel. The total Divyang students admitted in five years from 2018-23 are 94, of which 60 are residing in hostel. Others have passed out. Following survey conducted with the student staying in the hostel.

Table 4: Analysis of the visually challenged students of Aseema Source: student admission registers Aseema Hostel).

YEAR	Total students with disability	Number of visually challenged students/ Students with disabilities	Percent of student receiving scholarship			Total no of BPL card holder students	Percentage of students participate in extracurricular activities	Students' opinion on their overall career aspiration
			SC	ST	OBC/Gen.			
2022-2023	SC/ST/BPL=60	46/14	7	6	9/1	10	85%	
	20/16/16/8							
In Percentage	33%/27%/27%	77%/23%	38%					92%

S. Mohanty
Director IQAC
 Rama Devi Women's University
 Bhubaneswar

Shekha
Registrar
 RD Women's University
 Bhubaneswar

Table 5. Extracurricular activities programs:

Extracurricular	FREQUENCY	PERCENTAGES
Playing Cricket	12	40%
Learning Music	12	40%
Musical Chair	6	20%
Total	30	100%

Source: Questionnaire Survey Report February 2023

According to table-1.4 40% want to play cricket, 40% want to learning music and 20% want to a play musical chair.

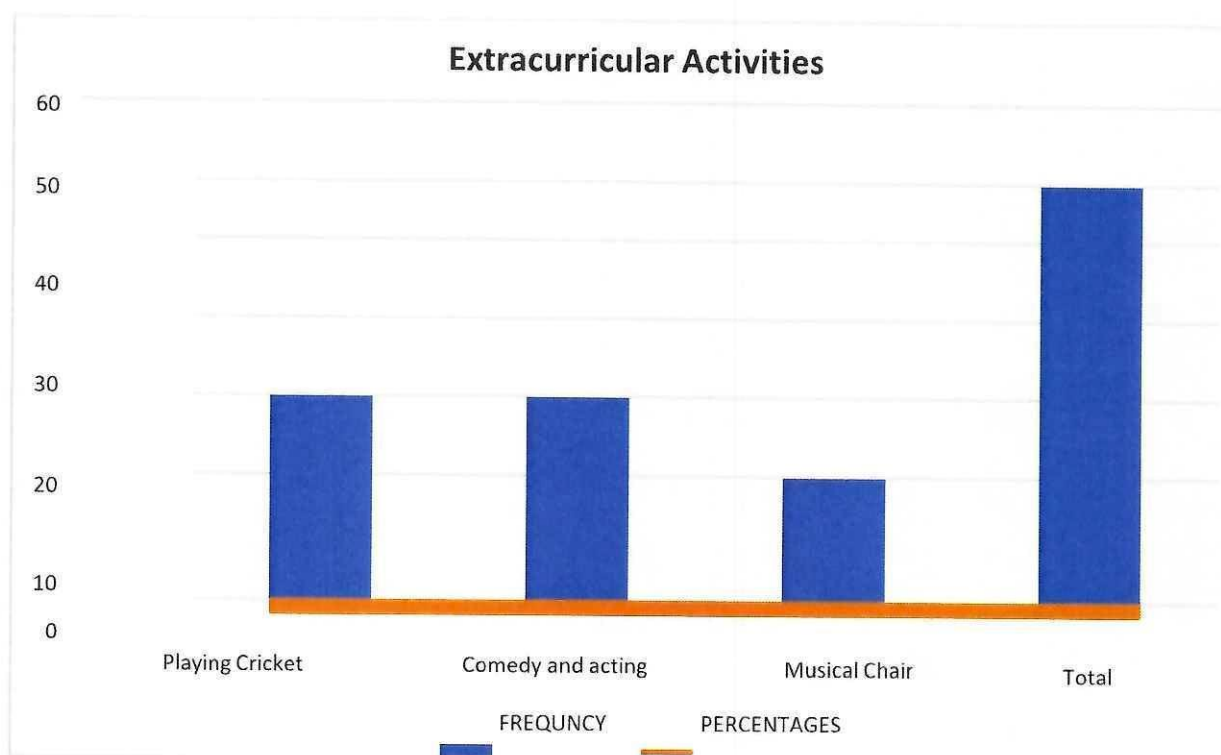


Fig 4: Participation in the Extracurricular Activities February 2023.

S. Mohanty
Director IQAC
 Rama Devi Women's University
 Bhubaneswar

Shaparna
Registrar
 RD Women's University
 Bhubaneswar

Table 6: Students' opinion about their career goals before they participated in the skill development training programme by DiverUS 2023.

CAREER RESPONSE	FREQUENCY	PERCENTAGES
Lecturer	18	60%
Teacher	6	20%
Others	6	20%
Total	30	100%

Source: Questionnaire Survey Report February 2023

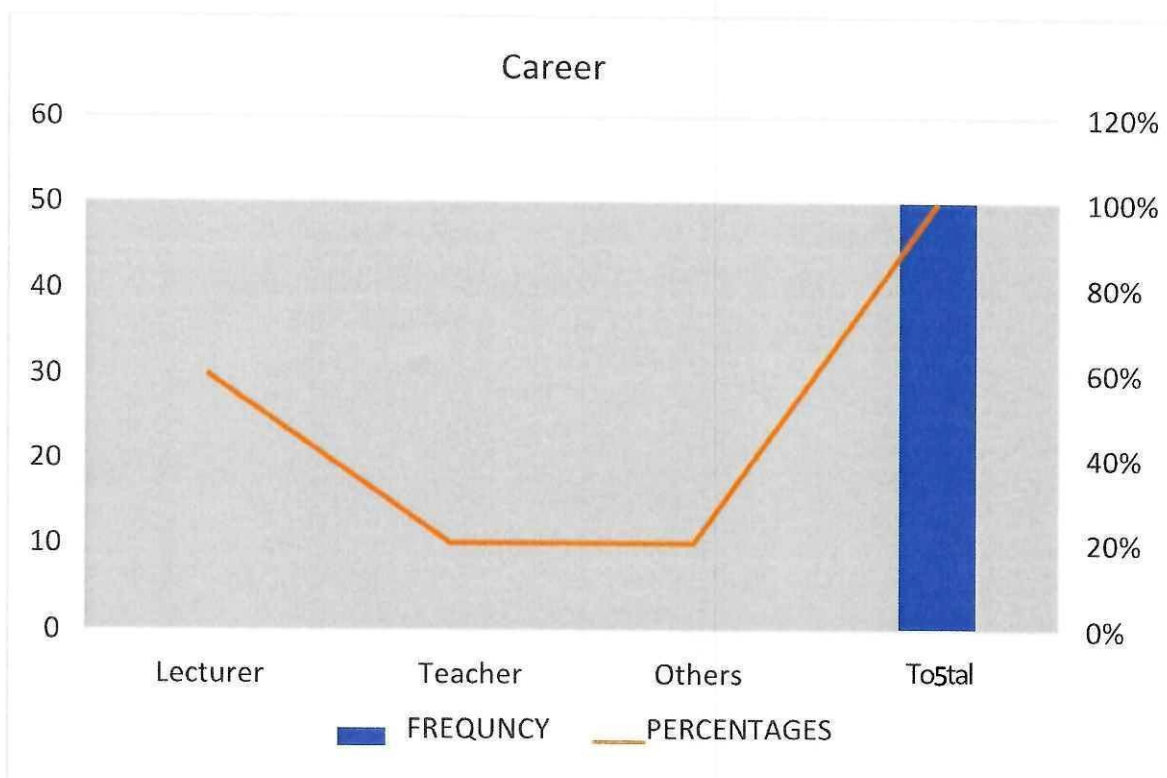


Fig 5: Students' opinion about their career goals before they participated in the skill development training programme by DiverUS 2023. According to table-1.2 60%, want to lecturer and 20% want to be a teacher.

Source: Questionnaire Survey Report February 2023

Mohanty
Director IQAC
 Rama Devi Women's University
 Bhubaneswar

Shapaho
Registrar
 RD Women's University
 Bhubaneswar